


LG NeON[®] 2


LG400N2W-A5 | LG395N2W-A5



72

400W | 395W

The LG NeON[®] 2 is LG's best selling solar module. Especially 72cell-version of the NeON[®] 2 is suited for commercial or utility applications, that make it easier to manage space with maximizing the power of a unit.



Feature



Enhanced Performance Warranty

LG NeON[®] 2 has an enhanced performance warranty. After 25 years, LG NeON[®] 2 is guaranteed at least 86% of initial performance.



High Power Output

LG NeON[®] 2 has been designed to significantly enhance its output efficiency making it efficient even in limited space.



Improved Product Warranty

As well as the enhanced performance warranty, LG has extended the product warranty of the LG NeON[®] 2 from 15 years to 25 years.



BOS (Balance Of System) Saving

LG NeON[®] 2 can reduce the total number of strings due to its high module efficiency resulting in a more cost effective and efficient solar power system.



Better Performance on a Sunny Day

LG NeON[®] 2 now performs better on a sunny days thanks to its improved temperature coefficient.



Near Zero LID (Light Induced Degradation)

The n-type cells used in LG NeON[®] 2 have almost no boron, which may cause the initial performance degradation, leading to less LID.

About LG Electronics

LG Electronics is a global big player, committed to expanding its operations with the solar market. The company first embarked on a solar energy source research program in 1985, supported by LG Group's vast experience in the semi-conductor, LCD, chemistry and materials industries. In 2010, LG Solar successfully released its first MonoX[®] series to the market, which is now available in 32 countries. The NeON[®] (previous MonoX[®] NeON), NeON[®]2, NeON[®]2 BiFacial won the "Intersolar AWARD" in 2013, 2015 and 2016, which demonstrates LG Solar's lead, innovation and commitment to the industry.



Mechanical Properties

Cells	6 x 12
Cell Vendor	LG
Cell Type	Monocrystalline / N-type
Cell Dimensions	161.7 x 161.7 mm / 6 inches
# of Busbar	12 (Multi Wire Busbar)
Dimensions (L x W x H)	2,024 x 1,024 x 40 mm 79.69 x 40.31 x 1.57 in
Front Load	5,400 Pa / 113 psf*
Rear Load	4,300 Pa / 90 psf*
Weight	21.7 kg / 47.84 lb
Connector Type	MC4 (MC)
Junction Box	IP68 with 3 Bypass Diodes
Cables	1,200 mm x 2 ea / 47.24 in x 2 ea
Glass	High Transmission Tempered Glass
Frame	Anodized Aluminium

* Please refer to the installation manual for the details.

Certifications and Warranty

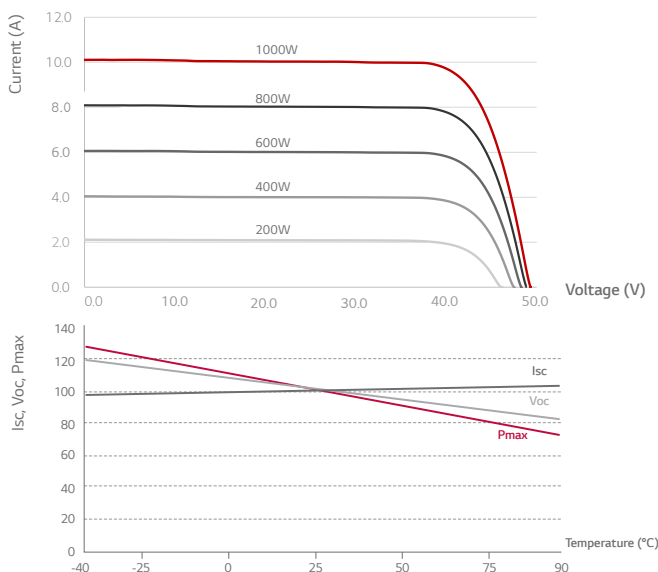
Certifications	IEC 61215, IEC 61730-1/-2
	UL 1703
	IEC 61701 (Salt mist corrosion test)
	IEC 62716 (Ammonia corrosion test)
	ISO 9001
Module Fire Performance	Type 1 (UL 1703)
Fire Rating	Class C (ULC/ORD C 1703, IEC 61730)
Product Warranty	25 Years
Output Warranty of Pmax	Linear Warranty*

* 1) 1st year : 98%, 2) after 1st year : 0.5%p annual degradation, 3) 86% for 25 years

Temperature Characteristics

NOCT	[°C]	45 ± 3
Pmax	[%/°C]	-0.36
Voc	[%/°C]	-0.26
Isc	[%/°C]	0.02

Characteristic Curves



Electrical Properties (STC*)

Model		LG400N2W-A5	LG395N2W-A5
Maximum Power (Pmax)	[W]	400	395
MPP Voltage (Vmpp)	[V]	40.6	40.2
MPP Current (Impp)	[A]	9.86	9.83
Open Circuit Voltage (Voc)	[V]	49.3	49.2
Short Circuit Current (Isc)	[A]	10.47	10.43
Module Efficiency	[%]	19.3	19.1
Operating Temperature	[°C]	-40 ~ +90	
Maximum System Voltage	[V]	1000 (IEC) / 1500 (UL)	
Maximum Series Fuse Rating	[A]	20	
Power Tolerance	[%]	0 ~ +3	

* STC (Standard Test Condition): Irradiance 1000 W/m², cell temperature 25 °C, AM 1.5

The nameplate power output is measured and determined by LG Electronics at its sole and absolute discretion.

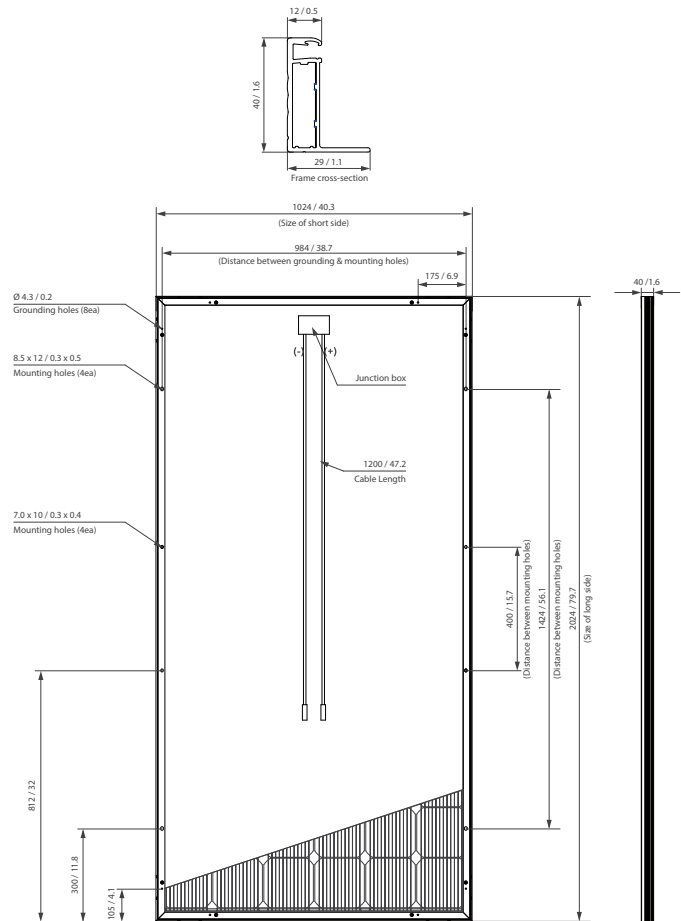
The Typical change in module efficiency at 200 W/m² in relation to 1000 W/m² is -2.0%.

Electrical Properties (NOCT*)

Model		LG400N2W-A5	LG395N2W-A5
Maximum Power (Pmax)	[W]	296	293
MPP Voltage (Vmpp)	[V]	37.6	37.2
MPP Current (Impp)	[A]	7.88	7.86
Open Circuit Voltage (Voc)	[V]	46.1	46.0
Short Circuit Current (Isc)	[A]	8.41	8.38

* NOCT (Nominal Operating Cell Temperature): Irradiance 800 W/m², ambient temperature 20 °C, wind speed 1 m/s

Dimensions (mm / inch)



* The distance between the center of the mounting/grounding

